



M.U. Lujan Elementary School Library Newsletter



SEPTEMBER 2020

Volume 1, Issue 1

Hi boys and girls,
I'm Mrs. Quinata, your librarian. As we all try to stay safe by staying home, I will have some library activities and lessons you can do at home through a monthly newsletter. If you have a computer and internet, visit the library website and check out other things there like online books, video books, author read alouds, games, lessons and activities. Please Stay Safe, Read everyday and Love Learning.

Sincerely,
Mrs, Quinata

LIBRARY WEBSITE:

<http://muleslibrary.weebly.com/>

LIBRARY EMAIL:

muleslibrary@gmail.com












SCHOOL WEBSITE:

<https://>

mulujanelementaryschool.weebly.com/

Each month, a "Choice Board" of activities will be made for you to keep you excited with reading and learning new things at home. Read the rules in the middle of the board. Have fun and share!

SEPTEMBER CHOICE BOARD

<p>Take turns reading a book with your older brother or sister or mom or dad.</p>  <p>Title of book read: _____</p> <p>Who did you read with: _____</p>	<p>National Waffle Week falls in the month of September. Find a waffle recipe online or in a recipe book and make waffles for breakfast with an adult in your house, or buy frozen waffles and serve it for breakfast. Decorate your waffle of a book character. Take a picture of you making it or eating it. Email your photo to Mrs. Quinata.</p> 	<p>Grandparents Day is on September 13. Read a book with your grandpa or grandpa or if you don't live with them, make a card for them. Show them how much you appreciate and love them.</p> <p>HAPPY GRANDPARENTS DAY</p> 
<p>Comic Day! Read a comic book and write 3 sentences why you liked the comic. If you don't have a comic book, read the comics on Sunday's Newspaper.</p> 	<p style="text-align: center;">Learn at home K-5 Choice Board</p> <p style="text-align: center;">September 14-18, 2020 September 21-25, 2020 September 28- October 2, 2020</p> <p>Rules:</p> <ol style="list-style-type: none"> 1. Complete 3 squares a week, in any order you choose. 2. Cross out the box when you complete the activity. 3. Share what you are doing. Invite your brother or sister or parent to help you complete the activity. 4. SHARE again- Take pictures and share with family, friends and Mrs. Quinata. I'd love to see how you are enjoying the activities. 5. Have Fun!! <p>Mrs. Q's Email: muleslibrary@gmail.com Visit the library website: http://muleslibrary.weebly.com/</p>	<p>Read a Book! Find a book at home or go online http://muleslibrary.weebly.com/ and start reading. If you have a chapter book, read a chapter a day. If you are reading a story book, read for 15 minutes a day.</p> 
<p>Using a dictionary or glossary from the back of one of your textbooks, choose ten words, and make 10 flash cards. On one side of the card, write the word and on the other side write the meaning, Study these 10 words and try using them in a sentence when you talk with your family.</p> 		<p>Animal Day! Read a book about an animal. Draw the animal and write 5 facts about the animal. Share your animal drawing and facts with Mrs. Quinata.</p> 
<p>Plant a tree! Get help from an adult at home to start a small garden. Don't forget to water it and give it sunlight. Every week take a picture of it and record its growth.</p> 	<p>Tell a Joke day! Do you have any jokes? Read a joke book and have a great belly laugh. Tell a joke to someone to make them laugh.</p> 	
<p>Author Reading Listen to Eric Carle, author, read his book, The very Hungry Caterpillar. https://youtu.be/vkYmvxPOAJI?list=PLAThMpgCu5chovzKWyxPTIUJ5otyhGz0d</p>	<p>Exercise! Don't forget to have fun and enjoy the sun. Do some exercises, dance, stretch or play with your family.</p> 	<p>Draw a mask. We all have to wear face masks to keep each other safe. If you could design your own face mask, what would it look like? Draw your design on paper and share it with Mrs. Quinata.</p> 

PARTS OF A BOOK

STUDY THE WORDS AND THE DEFINITIONS BELOW.

WHEN YOU ARE DONE, COMPLETE THE FILL-IN-THE-BLANK ACTIVITY OF THE PARTS OF A BOOK.

Front cover—The part of the book that tells the title of the book, who wrote it and who drew the pictures.

Summary -A short paragraph that tells the reader just a little bit about what the book is about.

Illustrator—Person who drew the pictures in the book.

Call number—The coded information of the book that keeps the books organized on the shelf.

Spine—The middle part of the book that keeps the pages and covers together.

Title—Name of the book

Bar code—Coded numbers that keeps track of the book from a library when checking out and returning the book.

Author—Person who wrote the book

Pages—Part of the book where the story is written on.

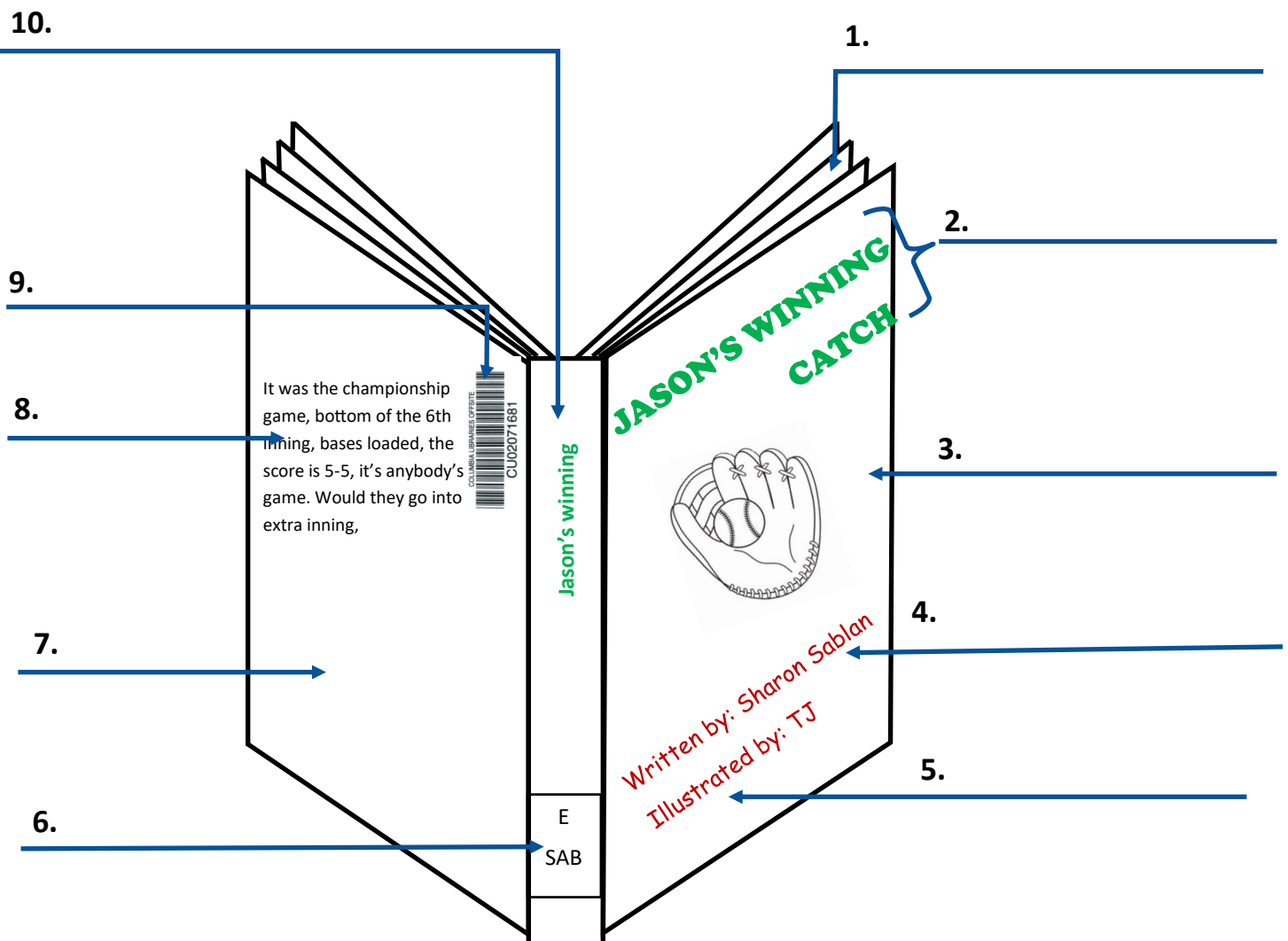
Back cover—The end part of the book that contains a summary the book and sometimes the price.

FILL-IN-THE-BLANK ACTIVITY

Directions: Write the words from the word bank on the line pointed to the correct part of the book

WORD BANK:

front cover	call number	summary	author	back cover
book spine	book title	illustrator	book bar code	title



code, 10. book spine.

Answer key: 1. pages, 2. book title, 3. front cover, 4. author, 5. illustrator, 6. call number, 7. back cover, 8. summary, 9. book bar