



M.U. Lujan Elementary School Library Newsletter



November 2020

K-2

Volume 1, Issue 3

NOVEMBER CHOICE BOARD

Hi boys & girls,

Welcome to November's newsletter and I hope you are having fun doing the choice board and monthly lesson activities.











The Choice Board activities are fun to do with another person. If you have a brother or sister, try doing some with them.

I'm not sure if you knew this, but did you know the library has a website? If you have a computer, laptop or tablet, and also can get on the internet, I would like you to visit it. The website has a virtual library. Since we can't read actual books from our school library yet, you can read ebooks. There are also some links to educational games and activities you would enjoy a lot.

Practice reading everyday what you can. Assignments from your teacher makes you practice reading. Remember reading is exercise for you brain.

Happy Thanksgiving & Stay Safe!

Sincerely,
Mrs. Quinata

<p>Election Day. November 3 is election day this year. Remind your parents to vote. Read the book, "One vote, two votes, you vote, I vote," by Bonnie Worth or follow the read along in youtube. Draw a sign if you were going to run for school or class President.</p> 	<p>VETERANS DAY</p> <p>Veteran's Day is on November 11. A veteran is a person who served in any of the Armed Forces, past or present. Read a book on veteran's day or watch this video in youtube https://www.youtube.com/watch?v=c-qxrCRfcS4. Write a thank you card to someone who served or is serving in the Armed Forces.</p> 	<p>Homemade bread Day is celebrated in November. Read the book, "Bread, bread, bread," by Ann Morris or follow the read along in youtube. Have you ever made homemade bread? Look for a bread recipe and ask an adult to help you make bread. Titiyas is also a bread, try making it.</p> 
<p>Peanut butter lover's month. Do you love peanut butter? I do. I love PB&J sandwiches. Read the book, "The life and times of the peanut," or watch this youtube video on how peanut butter is made https://www.youtube.com/watch?v=4iUduCtx7cA. Make a step by step video on making a PB&J sandwich.</p> 	<p>Learn at home K-5 Choice Board</p> <p>Rules:</p> <ol style="list-style-type: none"> 1. Complete 2 squares each week, in any order you choose. 2. Cross out the box when you complete the activity. 3. Invite your brother, sister or parent to complete the activity with you. 4. SHARE. Take pictures and share with family, friends and Mrs. Quinata. Email me pictures or put your writings in the folder and return it back to school. 5. HAVE FUN! <p>Email: muleslibrary@gmail.com Website: http://muleslibrary.weebly.com/</p>	<p>Flashlight Reading Day. Pretend the power is out and cuddle up with a book and read it in the dark with your flashlight for about 15 - 20 minutes only. Was it hard to do? Did you lose concentration easily? Reading with good lighting is always best, so turn the lights back on or read in daylight.</p> 
<p>Recycle Month. Does your family recycle? Instead of buying a new container or new item, recycle it or Upcycle it, make it better. For example turn an empty shoe box into a castle, a pizza oven, a dream room or anything. Use your imagination. Go to this website for ideas. https://www.brightstarkids.com.au/blog/creating/shoebbox-crafts/</p> 		<p>World Kindness Month Choose a day this month and show an Act of Kindness to someone at home. Bring a cup of water or a snack to someone working. Clean up their room or help clean the house. Share your snack or your game with your brother or sister.</p> 
<p>Thanksgiving Day is on November 26. We remember to be thankful for all our blessings we have. Have a safe and wonderful Thanksgiving Day. Make a list of all the things you are thankful for.</p> 	<p>Mickey Mouse Birthday is on November 18. Read your favorite Mickey Mouse book or read about Mr. Walt Disney, the creator of Mickey Mouse. Watch a Mickey Mouse cartoon and write a poem about Mickey Mouse or draw him.</p> 	<p>Aviation History month. Read a book on airplanes. Find out who the "Wright Brothers" are or who "Amelia Earhart" is. Search on the internet "paper airplane template" and make your own paper airplane. See which airplane flies the furthest.</p> 

This month's lesson & activity is on elements of a fiction story.

SETTING

The time and place of the story



The setting tells when and where the story takes place. It can happen in the past, present, or future; daytime, night time, during a rainy day in the playground, in a haunted house late at night, or even somewhere in outer space.

The characters of a story can be a person, animal or creature, so long as they can think, feel or act. For example, a policeman is a person and can be a character. A snake, a troll, a robot or even a martian can also be a character, if they are able to think, feel or act in the story.

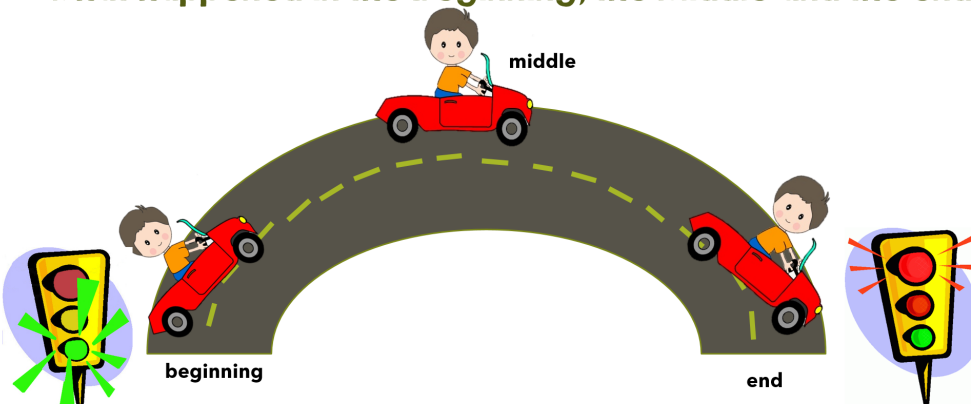
CHARACTERS

people, animals or creatures in a story who can feel, think or act



PLOT- Events in the story

what happened in the beginning, the middle and the end



Every story has a Plot. It is the events that happened in the story. The beginning is how the story starts. "What happened first?" You get to know who the main character is. The middle part is about what happened next. A lot of the action usually happens here. The action can be a problem or a confusion of some sort. The end part is, what happened last. In this part, the problem from the story is resolved or settled and the story is over.

DIRECTIONS: Read this story with your parent or older brother or sister.

The Best Mistake Ever by Richard Scarry

One day Mother Cat wanted to clean the house. Huckle Cat wanted to help. He washed the dishes with too much soap. He dusted dust all over the room.

Huckle was no help at all. "You can really help me by going to the store," said his mother. She made a shopping list. "Here is what I need," she said. "Butter, cream, apples, potatoes and oranges."



Huckle wanted to help. He ran to the store, but he forgot to take the shopping list! His friend Lowly Worm was at the store too. "What's the matter, Huckle?" asked Lowly. "I am not sure that I can remember what Mother needs," said Huckle. "Do not worry. I will help you," said Lowly.

"Butter? I think Mother said 'butter,'" said Huckle. "I bet it was peanut butter," said Lowly. He put a jar of peanut butter in the shopping cart. "Now let me see . . . did she say 'cream'?" said Huckle. "Ice Cream! It must have been ice cream", said Lowly. "Here is chocolate and here is vanilla." Huckle stopped at a big box of apples. "Apples?" he asked. "Apple pie! Apple pie with ice cream is very good," said Lowly. "Did she want potatoes?" wondered Huckle.

"Better get potato chips. Everyone likes potato chips," said Lowly.




And he pushed a big bag into the cart. "I think we have everything," said Huckle. Just then Mr. Frumble bumped into oranges. Oranges rolled everywhere. "Thank you, Mr. Frumble! I almost forgot the oranges," said Huckle. But Lowly had a better idea. "Get orange soda", he said. "You need something to drink with potato chips." "Thanks, Lowly," said Huckle. "We do need a good drink."



Huckle paid for the food. "I will help you take it home," said Lowly. Lowly opened the door for Huckle. "Hello, Mother," said Huckle. "I got everything you wanted," "Why, thank you, Huckle," his mother said. Then she unpacked the bags. "Huckle! This is party food! I did not want these things!" Just then the doorbell rang. It was Aunt Rose and her little girl, Lily. "What a nice surprise!" said Mother Cat.

Aunt Rose looked at the table. "Oh," she said. "Are you having a party?" Mother Cat smiled. "Why, yes," she said. "Just for you!" Everyone had a good time. When the party was over, Mother Cat said, "Huckle, you really are a big help. Your shopping was the best mistake ever!"





Directions: After reading the story on page 3, "The Best Mistake Ever", complete the graphic organizer below. If you need some help, ask someone from home to work on the activity with you.

Name: _____

Grade: _____

Characters: (Draw or write who the characters are in the story)

Setting: (Draw or write where the story takes place)

PLOT: (Draw or write what happened in the beginning, the middle and the end of the story.)

Beginning	Middle	End