



# M.U. Lujan Elementary School Library Newsletter



November 2020

3-5

Volume 1, Issue 3

## NOVEMBER CHOICE BOARD

Hi boys & girls,

Welcome to November's newsletter and I hope you are enjoying doing the choice board and monthly lesson activities.










The Choice Board activities are fun to do with another person. If you have a brother or sister, try doing some with them.

I'm not sure if you knew this, but did you know the library has a website? If you have a computer, laptop or tablet, and also can get on the internet, I would like you to visit it. The website has a virtual library. Since we can't read actual books from our school library yet, you can read ebooks. There are also some links to educational games and activities you would enjoy a lot.

Practice reading everyday what you can. Assignments from your teacher makes you practice reading. Remember reading is exercise for you brain.

Happy Thanksgiving & Stay Safe!

Sincerely,  
Mrs. Quinata

<p><b>Election Day.</b> November 3 is election day this year. Remind your parents to vote. Read the book, "One vote, two votes, you vote, I vote," by Bonnie Worth or follow the read along in youtube. Draw a sign if you were going to run for school or class President.</p> 	<p><b>VETERANS DAY</b></p> <p><b>Veteran's Day</b> is on November 11. A veteran is a person who served in any of the Armed Forces, past or present. Read a book on veteran's day or watch this video in youtube <a href="https://www.youtube.com/watch?v=c-qxrCRfcS4">https://www.youtube.com/watch?v=c-qxrCRfcS4</a>. Write a thank you card to someone who served or is serving in the Armed Forces.</p>	<p><b>Homemade bread Day</b> is celebrated in November. Read the book, "Bread, bread, bread," by Ann Morris or follow the read along in youtube. Have you ever made homemade bread? Look for a bread recipe and ask an adult to help you make bread. Titiyas is also a bread, try making it.</p> 
<p><b>Peanut butter lover's month.</b> Do you love peanut butter? I do. I love PB&amp;J sandwiches. Read the book, "The life and times of the peanut," or watch this youtube video on how peanut butter is made <a href="https://www.youtube.com/watch?v=4iUduCtx7cA">https://www.youtube.com/watch?v=4iUduCtx7cA</a>. Make a step by step video on making a PB&amp;J sandwich.</p> 	<p><b>Learn at home K-5 Choice Board</b></p> <p><b>Rules:</b></p> <ol style="list-style-type: none"> <li>1. Complete 2 squares each week, in any order you choose.</li> <li>2. Cross out the box when you complete the activity.</li> <li>3. Invite your brother, sister or parent to complete the activity with you.</li> <li>4. SHARE. Take pictures and share with family, friends and Mrs. Quinata. Email me pictures or put your writings in the folder and return it back to school.</li> <li>5. HAVE FUN!</li> </ol> <p>Email: <a href="mailto:muleslibrary@gmail.com">muleslibrary@gmail.com</a> Website: <a href="http://muleslibrary.weebly.com/">http://muleslibrary.weebly.com/</a></p>	<p><b>Flashlight Reading Day.</b> Pretend the power is out and cuddle up with a book and read it in the dark with your flashlight for about 15 - 20 minutes only. Was it hard to do? Did you lose concentration easily? Reading with good lighting is always best, so turn the lights back on or read in daylight.</p> 
<p><b>Recycle Month.</b> Does your family recycle? Instead of buying a new container or new item, recycle it or upcycle it, make it better. For example turn an empty shoe box into a castle, a pizza oven, a dream room or anything. Use your imagination. Go to this website for ideas. <a href="https://www.brightstarkids.com.au/blog/creating/shoebox-crafts/">https://www.brightstarkids.com.au/blog/creating/shoebox-crafts/</a></p> 		<p><b>World Kindness Month</b> Choose a day this month and show an Act of Kindness to someone at home. Bring a cup of water or a snack to someone working. Clean up their room or help clean the house. Share your snack or your game with your brother or sister.</p> 
<p><b>Thanksgiving Day</b> is on November 26. We remember to be thankful for all our blessings we have. Have a safe and wonderful Thanksgiving Day. Make a list of all the things you are thankful for.</p> 	<p><b>Mickey Mouse Birthday</b> is on November 18. Read your favorite Mickey Mouse book or read about Mr. Walt Disney, the creator of Mickey Mouse. Watch a Mickey Mouse cartoon and write a poem about Mickey Mouse or draw him.</p> 	<p><b>Aviation History</b> month. Read a book on airplanes. Find out who the "Wright Brothers" are or who "Amelia Earhart" is. Search on the internet "<a href="#">paper airplane template</a>" and make your own paper airplane. See which airplane flies the furthest.</p> 

# This month's lesson & activity is on elements of a fiction story.

## SETTING

The time and place of the story

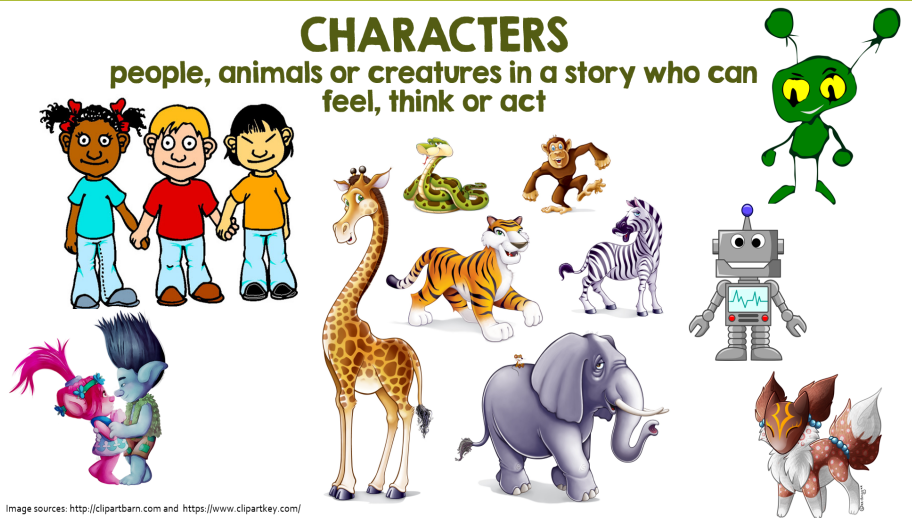


The setting tells when and where the story takes place. It can happen in the past, present, or future; daytime, night time, during a rainy day in the playground, in a haunted house late at night, or even somewhere in outer space.

The characters of a story can be a person, animal or creature, so long as they can think, feel or act. For example, a policeman is a person and can be a character. A snake, a troll, a robot or even a martian can also be a character, if they are able to think, feel or act in the story.

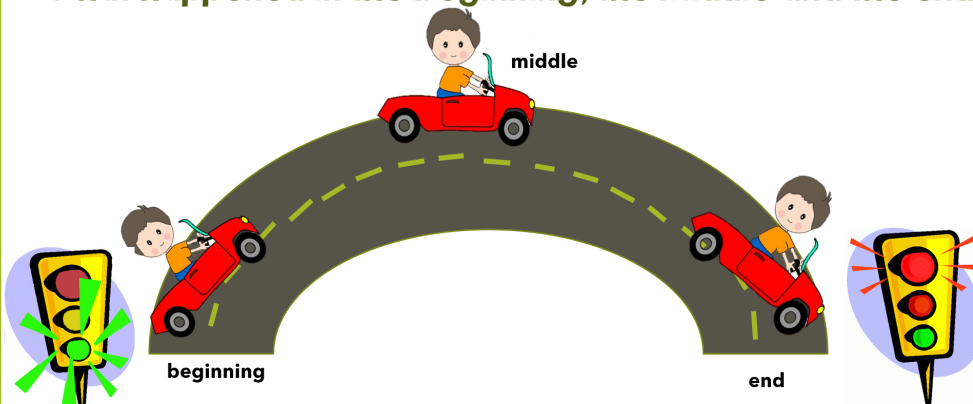
## CHARACTERS

people, animals or creatures in a story who can feel, think or act



## PLOT- Events in the story

what happened in the beginning, the middle and the end



Every story has a Plot. It is the events that happened in the story. The beginning is how the story starts. "What happened first?" You get to know who the main character is. The middle part is about what happened next. A lot of the action usually happens here. The action can be a problem or a confusion of some sort. The end part is, what happened last. In this part, the problem from the story is resolved or settled and the story is over.

**DIRECTIONS:** Read the story and then complete the activity on the next page.

## Five Rats and a Funny Top Hat

Samson, the big black cat, lay across the mat fast asleep. He was a very big, fat cat. Samson looked as if he was asleep, but he really had one eye open all the time.

Samson's one eye was looking right at the hole in the wall where a family of rats lived. One, two, three, four and five little rats. Five little frightened rats were peeping out from behind the hole in the wall. The five rats wanted to get away from the big, black cat.

Samson yawned and stretched and turned over to sleep a bit longer. The rats were quivering with excitement. Now was their chance to escape. One rat tiptoed out to cross the room. He started to run towards the door.

Suddenly the door opened! In walked a tall man wearing a top hat. The man threw the top hat onto a chair but it missed the chair and fell on the floor.

Samson jumped up and hissed. The rat ran back to his hole with the other rats. The chance to escape had gone.

Slowly Samson went back to sleep. The rats looked at the cat and then they noticed the top hat lying on the floor and it gave them an idea.

The rats nodded to each other as they made a plan. They would hide under the hat and see if they could sneak past the big, black cat. Carefully, one by one, they wriggled under the hat and waited.

The rats heard Samson snoring. They thought they would start to walk towards the door under the shelter of the hat. Slowly the hat slid across the floor. The cat did not wake up.



The rats reached the door. It was open just enough for them to slip out and go on down the road. The hat, with the rats, went out of the door.

At the same time Samson woke up. His greedy eyes saw the hat moving across the steps and out of the door. He jumped up and started to walk towards the door. The rats knew they would have to start to run.

The cat was getting closer and the rats could see no escape. Behind them was the cat and in front of them was the road and it led to a duck pond. Oh, what should they do?

Whoosh, a sudden gust of wind blew down the road. It tipped the hat over and the rats fell inside. They hung on tightly. What would happen now?

The hat blew down the road and into the pond. The rats peeped over the edge. They saw that they were floating on the pond. Now the hat was a boat!

Samson looked at the rats floating on the pond. He was very angry. He could not swim. The rats had escaped in their funny top hat. The little rats laughed at the cat. Samson hissed and went home.





Directions: After reading the story on page 3, "Five Rats and a Funny Top Hat", complete the graphic organizer below.

Name: \_\_\_\_\_

Grade: \_\_\_\_\_

If you need some help, ask someone from home to work on the activity with you

**Characters:** (Draw or write who the characters are in the story)

**Setting:** (Draw or write where the story takes place)

**PLOT:** (Draw or write what happened in the beginning, the middle and the end of the story.)

Beginning	Middle	End