



M.U. Lujan Elementary School Library Lessons



February 2021

3-5

Volume 1, Issue 6

Hi Boys and Girls,

I hope you are all in good health and spirits and still working hard in school. Continue keeping up with all your school work and reading everyday. This month's lesson is on Organization of Books in the library. Even though you are not in Face-To-Face Learning, I still want you to learn about the library. Get help from your parents or an older brother or sister to help you with the activities. Do your best!

Sincerely, Mrs. Quinata



F E B R U A R Y C H O I C E B O A R D

<p>Super Bowl LV February 7th is Super Bowl LV. Do you know your Roman numerals? What does the LV stand for? Read a book about <i>Football</i> or read about your favorite NFL Football Team. What team are you rooting for in this year's Super Bowl? Draw their helmet.</p> 	<p>Non-Fiction Book Day. Do you have books at home that are true or tell facts or information about animals, the weather, sports or a how to bake? Write a paragraph about your favorite non-fiction and tell me about it. I would like to read it too.</p> 	<p>National Tell A Fairy Tale Day February 26th is National Tell A Fairy Tale Day. Fairy tales and folk tales are found around the world in many different countries and cultures. Read your favorite fairy tale book on this day.</p> 
<p>Random Acts of Kindness Week The 3rd week of February is Random Acts of Kindness Week (February 15-21, 2021). Read the book, <i>What Does It Mean to be Kind?</i> by Rana DiOrio or in YouTube to remember what it means to be kind, selfless, and helpful. What kindness will you do today...this week? Make a list and carry it out.</p> 	<p>Learn at home K-5 Choice Board</p> <p>Directions:</p> <ol style="list-style-type: none"> 1. Complete 2 squares each week, in any order you choose. 2. Cross out the box when you complete the activity. 3. Invite your brother, sister or parent to complete the activity with you. 4. SHARE. Take pictures and share with family, friends and Mrs. Quinata. Email me pictures or put your writings/drawings in the folder and return it back to school. 5. HAVE FUN! 6. Visit the website for more activities. <p>Email: muleslibrary@gmail.com Website: http://muleslibrary.weebly.com/</p>	<p>Girls & Women in Sports Day February 5th is Girls & Women in Sports Day. Girls & women play many sports. Some play just as children, while others play from childhood into adulthood. Read the book, <i>Let's Talk Soccer (Scholastic News Nonfiction Readers—Sports)</i> or in YouTube to learn more about the sport of soccer that is played by so many girls & women worldwide!</p> 
<p>Palau Day. Where is Palau? Is it far from Guam? Does it snow there? Do an internet research and learn about Palau, the people, culture and places. There is a place called Jellyfish lake and Milky Way that visitors love to visit. Find out what is so interesting about them.</p> 	<p>Read under a tent. Let's make reading fun! Since you are home a lot more, you have a lot of time to make a home-made tent. Be creative and read your favorite book under the tent.</p> 	<p>Valentine's Day. February 14th is Valentine's Day. Do you have a special Valentine? Read the book, <i>The Biggest Valentine Ever</i> by Steven Kroll or in YouTube and make a special Valentine for someone special today!</p> 
<p>Umbrella Day February 10th is Umbrella Day. Read the book <i>Rain</i> by Marion Dane Bauer, it is also in YouTube. Draw the water cycle. Get ready with your umbrella when it rains.</p> 	<p>National Battery Day February 18th is National Battery Day. Read <i>Oscar And The Bird: A Book About Electricity</i> by Geoff Waring, to find out about the role of batteries in our use of electricity.</p> 	


This month's lesson is on Library Books Organization.

Libraries have thousands and thousands of books. How would you know where to find a book on the shelf? Books in libraries are organized in a special way.


If you remember from the library lessons we learned in school, the fiction books are shelved in order by the author's last name. and the non-fiction books use a system called the Dewey Decimal Classification System. These books are categorized by subject using a number category and the author's last name..

It is very important that we master our alphabets and numbers so we are able to find these books on the book shelves.

FICTION BOOK:




type of book:
FIC = FICTION

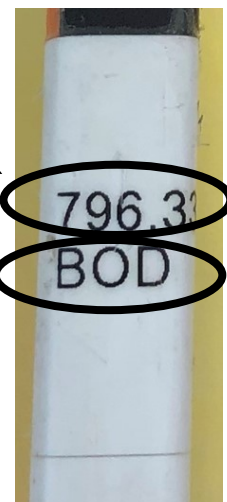


Notice the first 3 letters of the author's last name is on the spine label of the book.

NON-FICTION BOOK:



Subject number



Notice the first 3 letters of the author's last name is on the spine label of the book.

ACTIVITY I:

Put this list of book authors in alphabetical order. Remember to alphabetize them using the author's last name. The first one is done for you.



Jeff Kinney

1. Chmakova, Svetlana

R.L. Stine

2. _____

Oliver Ho

3. _____

Russell Punter

4. _____

Victoria Kann

5. _____

Mary Hoffman

6. _____

Shannon Denton

7. _____

Chris Wyatt

8. _____

P.D. Eastman

9. _____

Lauren Tarshis

10. _____

Svetlana Chmakova

11. _____

Rebecca Elliott

12. _____

ACTIVITY II:

Put this list of subject numbers in numerical order. The first one is done for you.

485.44

285.632

1. 030.528

9. _____

214.395

754.038

2. _____

10. _____

518.431

432.864

3. _____

11. _____

929.208

854.076

4. _____

12. _____

110.285

5. _____

339.217

6. _____

682.491

7. _____

030.528

8. _____



LET'S ORGANIZE YOUR HOME LIBRARY

Step 1: Gather your books around your house.

Step 2: Separate your books in two stacks: Fiction and Non-Fiction

Step 3: Alphabetize your fiction books by the author's last name.

Step 4: Place the fiction books on the shelf by the author's last name.

YOU ARE DONE WITH THE FICTION BOOKS

Step 5 : If you have non-fiction books, separate them by categories: for example, put the animal books together, the science books together, the sports books together. Etc.

Step 6: Alphabetize the animal books by the author's last name for each category.

Step 7: Place them on the shelf and separated by category.

- **YOU CAN ALSO KEEP TRACK OF YOUR BOOKS BY MAKING A LIST OF ALL OF THEM. IF SOMEONE WANTS TO BORROW A BOOK, YOU KNOW EXACTLY WHAT YOU HAVE ON YOUR SHELF AND WHERE IS IT IS. YOU CAN ALSO MAKE YOUR OWN SYSTEM TO CHECK-OUT AND CHECK-IN. PRETEND YOU ARE A LIBRARIAN OR YOU OWN A BOOK STORE.**



Images source: "65,000 Vector Images in Public Domain." Royalty-Free Vector Clip Art, Svg Files and Graphics | Public Domain Vectors, publicdomainvectors.org/en/.